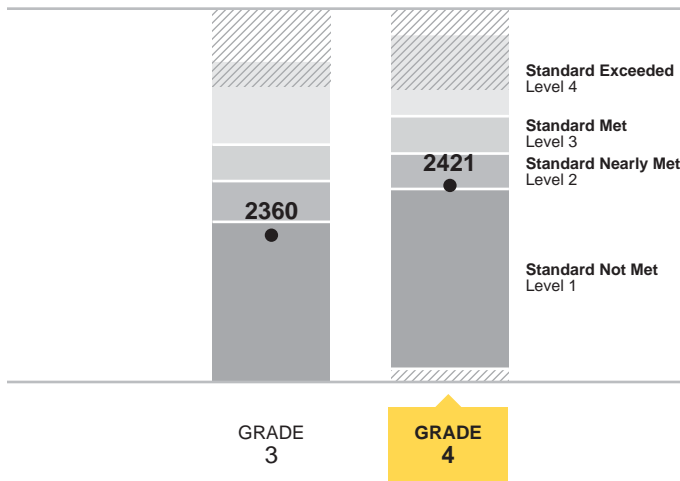


Sophia's Grade 4 Results on California's Assessments

ENGLISH LANGUAGE ARTS/LITERACY (ELA)

Sophia's overall score for 2017: **2421**
Standard Nearly Met (Level 2)

Sophia's score increased from last year, enough to reach a higher level.



2017 AREA PERFORMANCE	Below Standard	Near Standard	Above Standard
Reading: How well does your child understand stories and information that he or she reads?	✓		
Writing: How well does your child communicate in writing?	✓		
Listening: How well does your child understand spoken information?		✓	
Research/Inquiry: How well can your child find and present information about a topic?		✓	

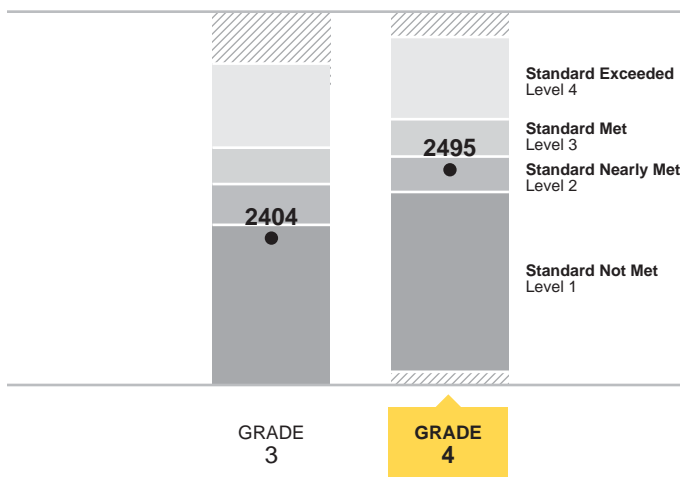
SOPHIA'S SCORE HISTORY

Achievement Level	Standard Not Met	Standard Nearly Met
State Average*	2408	2450

MATHEMATICS

Sophia's overall score for 2017: **2495**
Standard Met (Level 3)

Sophia's score increased from last year, enough to reach a higher level.



2017 AREA PERFORMANCE	Below Standard	Near Standard	Above Standard
Concepts & Procedures: How well does your child use mathematical rules and ideas?			✓
Problem Solving and Modeling & Data Analysis: How well can your child show and apply problem-solving skills?		✓	
Communicating Reasoning: How well can your child think logically and express thoughts in order to solve a problem?		✓	

SOPHIA'S SCORE HISTORY

Achievement Level	Standard Nearly Met	Standard Met
State Average*	2420	2457

[Conditional Code would display here.] Lorem ipsum dolor sit amet, ex dicit appareat quo, an mucius reprehendunt pro. Sententiae conclusionemque sed et.

* State averages are based on California students' scores from previous years. The state averages are updated each year, which may cause slight changes from what was displayed on previous years' reports.

A Parent's Guide to Sophia's California Assessment of Student Performance and Progress (CAASPP) Score Report

CALIFORNIA DEPARTMENT OF EDUCATION (CDE)

STUDENT #: 9999999999 DATE OF BIRTH: 04/01/2007
GRADE: 4 TEST DATE: Spring 2017

FOR THE PARENT/GUARDIAN OF:
SOPHIA JACKSON
1234 MAIN STREET
YOUR CITY, CA 12345

SCHOOL: California Elementary School
LEA: California Unified
CDS: 99999919999991

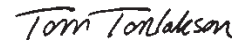
Dear Parent/Guardian of Sophia Jackson:

This report shows Sophia's scores on the California Assessment of Student Performance and Progress (CAASPP) for English language arts/literacy and mathematics. These tests are based on California's goal of preparing students for college and career. Sophia's scores are just one measure of progress at school.

These results should be considered along with other information—such as classroom tests, assignments, and grades.

Students achieve more when their parents are involved in their learning. Please use the resources outlined below to find out more about how you can help Sophia continue to make progress and prepare for a bright future.

Sincerely,



Tom Torlakson
State Superintendent of Public Instruction



Statewide Assessments: One Measure of Sophia's Progress

CAASPP results give us one measure of how well students are mastering California's challenging academic standards. The skills called for by these standards—the ability to write clearly, think critically, and solve problems—are critical for preparing students for college and a 21st-century career.

What do my child's scores mean?

There are four levels of scores for ELA and mathematics for 4th grade. Achievement levels "Standard Met" and "Standard Exceeded" are the state targets for all students.

Grade 4	Standard Not Met Level 1	Standard Nearly Met Level 2	Standard Met Level 3	Standard Exceeded Level 4
ENGLISH LANGUAGE ARTS/LITERACY	2131–2415	2416–2472	2473–2532	2533–2663
MATHEMATICS	2204–2410	2411–2484	2485–2548	2549–2659

Score ranges for each achievement level are different for each grade, and the standards for the next grade are higher than for the previous grade. As a result, students may need a higher score to stay in the same achievement level as the previous year.

Where to Get Help and More Information

Go to <http://testscoreguide.org/ca/> for more information, including:

- Guide to reading and understanding the student score report.
- *Parent Guide to the Smarter Balanced Summative Assessments* with sample test items.

Grade-by-grade practice tests are available on the CAASPP Web portal at <http://www.caaspp.org>.

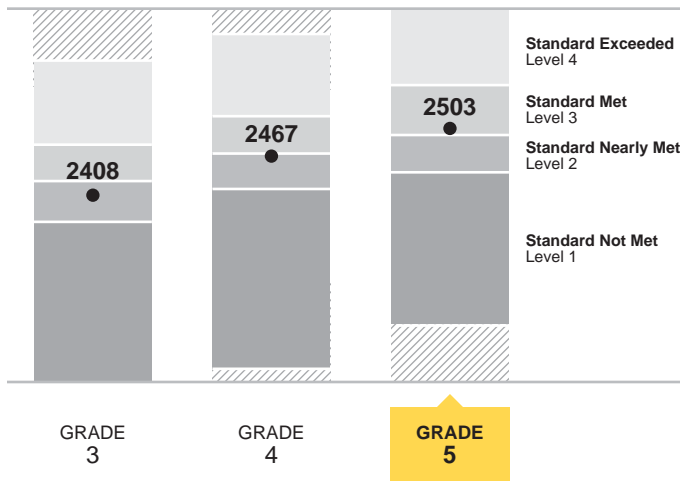
For complete results for schools, districts, or across the state, visit the CDE CAASPP Results Web site at <http://caaspp.cde.ca.gov/>.

Matthew's Grade 5 Results on California's Assessments

ENGLISH LANGUAGE ARTS/LITERACY (ELA)

Matthew's overall score for 2017: **2503**
Standard Met (Level 3)

Matthew's score increased from last year, enough to reach a higher level.



Reading: How well does your child understand stories and information that he or she reads?			✓
Writing: How well does your child communicate in writing?		✓	
Listening: How well does your child understand spoken information?		✓	
Research/Inquiry: How well can your child find and present information about a topic?	✓		

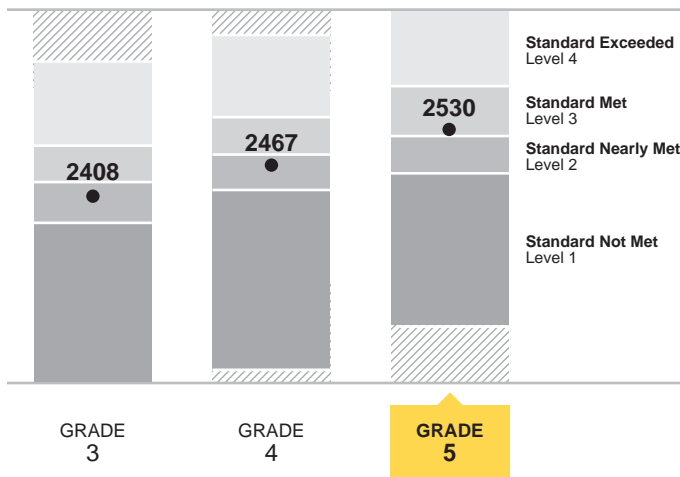
MATTHEW'S SCORE HISTORY

	GRADE 3	GRADE 4	GRADE 5
Achievement Level	Standard Nearly Met	Standard Nearly Met	Standard Met
Overall Score	2408	2467	2503
State Average*	2408	2450	2491

MATHEMATICS

Matthew's overall score for 2017: **2530**
Standard Met (Level 3)

Matthew's score increased from last year, enough to reach a higher level.



2017 AREA PERFORMANCE	Below Standard	Near Standard	Above Standard
Concepts & Procedures: How well does your child use mathematical rules and ideas?		✓	
Problem Solving and Modeling & Data Analysis: How well can your child show and apply problem-solving skills?		✓	
Communicating Reasoning: How well can your child think logically and express thoughts in order to solve a problem?		✓	

MATTHEW'S SCORE HISTORY

	GRADE 3	GRADE 4	GRADE 5
Achievement Level	Standard Nearly Met	Standard Nearly Met	Standard Met
Overall Score	2408	2467	2530
State Average*	2420	2457	2483

[Conditional Code would display here.] Lorem ipsum dolor sit amet, ex dicit appareat quo, an mucius reprehendunt pro. Sententiae conclusionemque sed et.

* State averages are based on California students' scores from previous years. The state averages are updated each year, which may cause slight changes from what was displayed on previous years' reports.

To see scale score ranges for all grades or for complete results for schools, districts, or across the state, visit the CDE CAASPP Results Web site at <http://caaspp.cde.ca.gov/>.

A Parent's Guide to Matthew's California Assessment of Student Performance and Progress (CAASPP) Score Report

CALIFORNIA DEPARTMENT OF EDUCATION (CDE)

STUDENT #: 999999999 DATE OF BIRTH: 04/01/2006
GRADE: 5 TEST DATE: Spring 2017

FOR THE PARENT/GUARDIAN OF:
MATTHEW MARTIN
1234 MAIN STREET
YOUR CITY, CA 12345

SCHOOL: California Elementary School
LEA: California Unified
CDS: 99999919999991

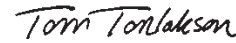
Dear Parent/Guardian of Matthew Martin:

This report shows Matthew's scores on the California Assessment of Student Performance and Progress (CAASPP) for English language arts/literacy and mathematics. These tests are based on California's goal of preparing students for college and career.

Matthew's scores are just one measure of progress at school. These results should be considered along with other information—such as classroom tests, assignments, and grades.

Students achieve more when their parents are involved in their learning. Please use the resources outlined below to find out more about how you can help Matthew continue to make progress and prepare for a bright future.

Sincerely,



Tom Torlakson
State Superintendent of Public Instruction



Statewide Assessments: One Measure of Matthew's Progress

CAASPP results give us one measure of how well students are mastering California's challenging academic standards. The skills called for by these standards—the ability to write clearly, think critically, and solve problems—are critical for preparing students for college and a 21st-century career.

What do my child's scores mean?

There are four levels of scores for ELA and mathematics for 5th grade. Achievement levels "Standard Met" and "Standard Exceeded" are the state targets for all students.

Grade 5	Standard Not Met Level 1	Standard Nearly Met Level 2	Standard Met Level 3	Standard Exceeded Level 4
ENGLISH LANGUAGE ARTS/LITERACY	2201–2441	2442–2501	2502–2581	2582–2701
MATHEMATICS	2219–2454	2455–2527	2528–2578	2579–2700

Score ranges for each achievement level are different for each grade, and the standards for the next grade are higher than for the previous grade. As a result, students may need a higher score to stay in the same achievement level as the previous year.

Where to Get Help and More Information

Go to <http://testscoreguide.org/ca/> for more information, including:

- Guide to reading and understanding the student score report.
- *Parent Guide to the Smarter Balanced Summative Assessments* with sample test items.

Grade-by-grade practice tests are available on the CAASPP Web portal at <http://www.caaspp.org>.

For complete results for schools, districts, or across the state, visit the CDE CAASPP Results Web site at <http://caaspp.cde.ca.gov/>.

California Science Test (CAST) for Grade 5

This year, students in grade five took part in a pilot of the new California Science Test (CAST). When complete, this new test will measure students' understanding of the new California Next Generation Science Standards (CA NGSS), which encompass the core ideas, concepts, and practices in science and engineering that students should master to be ready for college and a 21st-century career.

Much like California's standards in mathematics and English language arts/literacy, these new standards will give students an up-to-date science education and equip them with the ability to think critically, analyze information, and solve complex problems.

The pilot test is meant to evaluate test questions, as well as help students and schools become familiar with the new standards and content. Individual student scores will not be available until the new test is ready for operational use statewide.



STUDENT #: 999999999 DATE OF BIRTH: 04/01/2001
GRADE: 10 TEST DATE: Spring 2017

FOR THE PARENT/GUARDIAN OF:
AUSTIN RUSSELL
1234 MAIN STREET
YOUR CITY, CA 12345

SCHOOL: California High School
LEA: California Unified
CDS: 99999919999991

Dear Parent/Guardian of Austin Russell:

This report is provided because students in high schools across the state participated in the 2017 pilot of the California Science Test (CAST), a part of the California Assessment of Student Performance and Progress (CAASPP) System.

This online pilot test is based on the rigorous California Next Generation Science Standards (CA NGSS), which are designed to help every student graduate ready for college and a 21st-century career.

I invite you to learn more about the CA NGSS from your child's school.

Sincerely,

Tom Torlakson

Tom Torlakson
State Superintendent of Public Instruction



California Science Test (CAST) for High School Science

This year, students in high school took part in a pilot of the new California Science Test (CAST). When complete, this new test will measure students' understanding of the new California Next Generation Science Standards (CA NGSS), which encompass the core ideas, concepts, and practices in science and engineering that students should master to be ready for college and a 21st-century career.

Much like California's standards in mathematics and English language arts/literacy, these new standards will give students an up-to-date science education and equip them with the ability to think critically, analyze information, and solve complex problems.

The pilot test is meant to evaluate test questions, as well as help students and schools become familiar with the new standards and content. Individual student scores will not be available until the new test is ready for operational use statewide.

A New Kind of Science Test for California

As part of the CAASPP System, the CAST assesses the new CA NGSS and is more challenging than California's previously administered exams because students are tested on deeper content that is needed to prepare for college and the 21st-century job market.

These new tests contain a wider variety of questions, tasks, and problems than traditional multiple-choice tests. This allows students to demonstrate science and engineering practices along with their knowledge of disciplinary core ideas.


Assessments represent just one part of California's comprehensive plan for high-quality teaching and learning. California is phasing in more training for teachers, more resources for students, and more access to technology. These changes take time and effort. They are designed to help students succeed in the long run and achieve their dreams of college and a career. Find out more at your child's school or on the California Department of Education (CDE) CAASPP System Web page at http://www.cde.ca.gov/ta/tg/ca/.

Bella's Grade 11 Results on California's Assessments

ENGLISH LANGUAGE ARTS/LITERACY (ELA)

Bella's overall score for 2017: **2602**
Standard Met (Level 3)

Early Assessment Program (EAP) College Readiness:*
Conditionally Ready for college-level coursework



2017 AREA PERFORMANCE	Below Standard	Near Standard	Above Standard
Reading: How well does your child understand stories and information that he or she reads?		✓	
Writing: How well does your child communicate in writing?		✓	
Listening: How well does your child understand spoken information?		✓	
Research/Inquiry: How well can your child find and present information about a topic?			✓

BELLA'S SCORE HISTORY

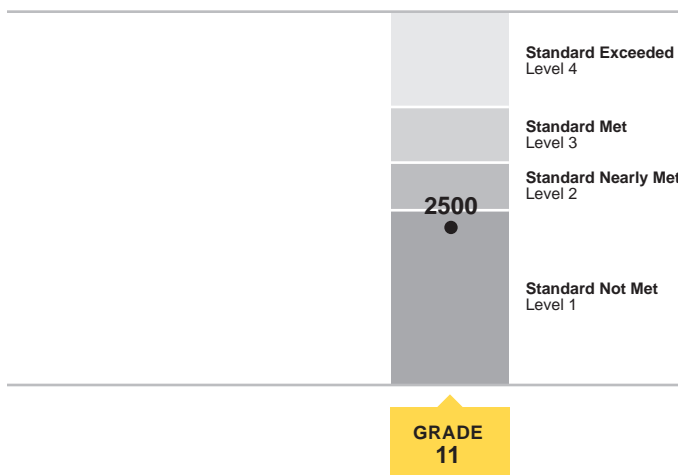
Achievement Level	Standard Met
State Average**	2596

[Conditional Code would display here.] Lorem ipsum dolor sit amet, ex dicit appareat quo, an mucius reprehendunt pro. Sententiae conclusionemque sed et.

MATHEMATICS

Bella's overall score for 2017: **2500**
Standard Not Met (Level 1)

Early Assessment Program (EAP) College Readiness:*
Not demonstrating readiness for college-level coursework



2017 AREA PERFORMANCE	Below Standard	Near Standard	Above Standard
Concepts & Procedures: How well does your child use mathematical rules and ideas?	✓		
Problem Solving and Modeling & Data Analysis: How well can your child show and apply problem-solving skills?	✓		
Communicating Reasoning: How well can your child think logically and express thoughts in order to solve a problem?		✓	

BELLA'S SCORE HISTORY

Achievement Level	Standard Not Met
State Average**	2564

[Conditional Code would display here.] Lorem ipsum dolor sit amet, ex dicit appareat quo, an mucius reprehendunt pro. Sententiae conclusionemque sed et.

* EAP status is provided as an indication of college readiness for all grade 11 students. CAASPP/EAP results are shared with the California State University and participating California Community College, if the student authorized that release during the time of testing.

** State averages are based on California students' scores from previous years. The state averages are updated each year, which may cause slight changes from what was displayed on past reports.

To see scale score ranges for all grades or for complete results for schools, districts, or across the state, visit the CDE CAASPP Results Web site at <http://caaspp.cde.ca.gov/>.

A Parent's Guide to Bella's California Assessment of Student Performance and Progress (CAASPP) Score Report

CALIFORNIA DEPARTMENT OF EDUCATION (CDE)

STUDENT #: 9999999999 DATE OF BIRTH: 04/01/2000
 GRADE: 11 TEST DATE: Spring 2017

FOR THE PARENT/GUARDIAN OF:
BELLA MITCHELL
 1234 MAIN STREET
 YOUR CITY, CA 12345

SCHOOL: California High School
 LEA: California Unified
 CDS: 99999919999991

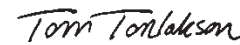
Dear Parent/Guardian of Bella Mitchell:

This report shows Bella's scores on the California Assessment of Student Performance and Progress (CAASPP) for English language arts/literacy and mathematics. These tests are based on California's goal of preparing students for college and career.

Bella's scores provide an indication of readiness for college-level work after graduation. Please see the Early Assessment Program portion of this report for information about steps Bella can take in 12th grade to be ready for college.

Students achieve more when their parents are involved in their learning. Please use the resources outlined below to find out more about how you can help Bella continue to make progress and prepare for a bright future.

Sincerely,



Tom Torlakson
 State Superintendent of Public Instruction



Statewide Assessments: One Measure of Bella's Progress

CAASPP results give us one measure of how well students are mastering California's challenging academic standards. The skills called for by these standards—the ability to write clearly, think critically, and solve problems—are critical for preparing students for college and a 21st-century career.

What do my child's scores mean?

There are four levels of scores for ELA and mathematics for 11th grade. Achievement levels "Standard Met" and "Standard Exceeded" are the state targets for all students.

Grade 11	Standard Not Met Level 1	Standard Nearly Met Level 2	Standard Met Level 3	Standard Exceeded Level 4
ENGLISH LANGUAGE ARTS/LITERACY	2299–2492	2493–2582	2583–2681	2682–2795
MATHEMATICS	2280–2542	2543–2627	2628–2717	2718–2862

Where to Get Help and More Information

Go to <http://testscoreguide.org/ca/> for more information, including:

- Guide to reading and understanding the student score report.
- *Parent Guide to the Smarter Balanced Summative Assessments* with sample test items.

For complete results for schools, districts, or across the state, visit the CDE CAASPP Results Web site at <http://caaspp.cde.ca.gov/>.

Grade 11 — Early Assessment Program (EAP) Status

The California State University (CSU) and participating California Community Colleges use the CAASPP ELA and mathematics assessments to determine Bella's 2017 EAP status. The CAASPP achievement levels for ELA and mathematics shown on the front of this report can be used to provide an early indicator of Bella's readiness for college-level coursework, as described:

- **Standard Exceeded:** Ready for English and/or mathematics college-level coursework.
- **Standard Met:** Conditionally Ready for English and/or mathematics college-level coursework. Students earning this status can be exempt from the CSU's placement test and Early Start Program by taking an approved course and earning a grade of C or better.
- **Standard Nearly Met:** Not yet demonstrating readiness for English and/or mathematics college-level coursework.
- **Standard Not Met:** Not demonstrating readiness for English and/or mathematics college-level coursework.

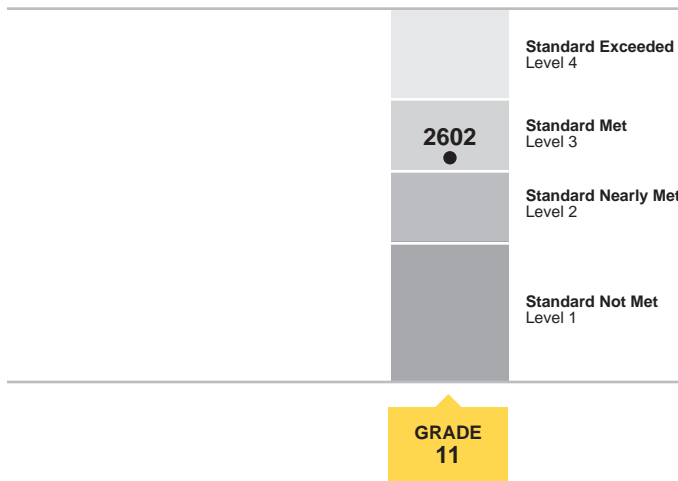
Bella should visit the CSU Success Web site at <http://CSUSuccess.org/> for additional information.

Bella's Grade 11 Results on California's Assessments

ENGLISH LANGUAGE ARTS/LITERACY (ELA)

Bella's overall score for 2017: **2602**
Standard Met (Level 3)

Early Assessment Program (EAP) College Readiness:*
Conditionally Ready for college-level coursework



2017 AREA PERFORMANCE	Below Standard	Near Standard	Above Standard
Reading: How well does your child understand stories and information that he or she reads?		✓	
Writing: How well does your child communicate in writing?		✓	
Listening: How well does your child understand spoken information?		✓	
Research/Inquiry: How well can your child find and present information about a topic?			✓

BELLA'S SCORE HISTORY

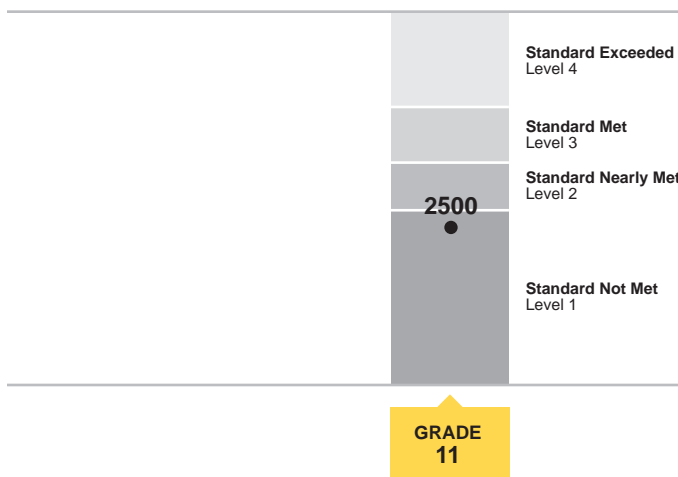
Achievement Level	Standard Met
State Average**	2596

[Conditional Code would display here.] Lorem ipsum dolor sit amet, ex dicit appareat quo, an mucius reprehendunt pro. Sententiae conclusionemque sed et.

MATHEMATICS

Bella's overall score for 2017: **2500**
Standard Not Met (Level 1)

Early Assessment Program (EAP) College Readiness:*
Not demonstrating readiness for college-level coursework



2017 AREA PERFORMANCE	Below Standard	Near Standard	Above Standard
Concepts & Procedures: How well does your child use mathematical rules and ideas?	✓		
Problem Solving and Modeling & Data Analysis: How well can your child show and apply problem-solving skills?	✓		
Communicating Reasoning: How well can your child think logically and express thoughts in order to solve a problem?		✓	

BELLA'S SCORE HISTORY

Achievement Level	Standard Not Met
State Average**	2564

[Conditional Code would display here.] Lorem ipsum dolor sit amet, ex dicit appareat quo, an mucius reprehendunt pro. Sententiae conclusionemque sed et.

* EAP status is provided as an indication of college readiness for all grade 11 students. CAASPP/EAP results are shared with the California State University and participating California Community College, if the student authorized that release during the time of testing.

** State averages are based on California students' scores from previous years. The state averages are updated each year, which may cause slight changes from what was displayed on past reports.

To see scale score ranges for all grades or for complete results for schools, districts, or across the state, visit the CDE CAASPP Results Web site at <http://caaspp.cde.ca.gov/>.

A Parent's Guide to Bella's California Assessment of Student Performance and Progress (CAASPP) Score Report

CALIFORNIA DEPARTMENT OF EDUCATION (CDE)

STUDENT #: 999999999 DATE OF BIRTH: 04/01/2000
GRADE: 11 TEST DATE: Spring 2017

FOR THE PARENT/GUARDIAN OF:
BELLA MITCHELL
1234 MAIN STREET
YOUR CITY, CA 12345

SCHOOL: California High School
LEA: California Unified
CDS: 99999919999991

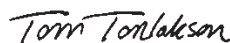
Dear Parent/Guardian of Bella Mitchell:

This report shows Bella's scores on the California Assessment of Student Performance and Progress (CAASPP) for English language arts/literacy and mathematics.

These tests are based on California's goal of preparing students for college and career. Bella's scores provide an indication of readiness for college-level work after graduation. Please see the Early Assessment Program portion of this report for information about steps Bella can take in 12th grade to be ready for college.

Students achieve more when their parents are involved in their learning. Please use the resources outlined below to find out more about how you can help Bella continue to make progress and prepare for a bright future.

Sincerely,



Tom Torlakson
State Superintendent of Public Instruction



Statewide Assessments: One Measure of Bella's Progress

CAASPP results give us one measure of how well students are mastering California's challenging academic standards. The skills called for by these standards—the ability to write clearly, think critically, and solve problems—are critical for preparing students for college and a 21st-century career.

What do my child's scores mean?

There are four levels of scores for ELA and mathematics for 11th grade. Achievement levels "Standard Met" and "Standard Exceeded" are the state targets for all students.

Grade 11	Standard Not Met Level 1	Standard Nearly Met Level 2	Standard Met Level 3	Standard Exceeded Level 4
ENGLISH LANGUAGE ARTS/LITERACY	2299–2492	2493–2582	2583–2681	2682–2795
MATHEMATICS	2280–2542	2543–2627	2628–2717	2718–2862

Where to Get Help and More Information

Go to <http://testscoreguide.org/ca/> for more information, including:

- Guide to reading and understanding the student score report.
- *Parent Guide to the Smarter Balanced Summative Assessments* with sample test items.

For complete results for schools, districts, or across the state, visit the CDE CAASPP Results Web site at <http://caaspp.cde.ca.gov/>.

Grade 11 — Early Assessment Program (EAP) Status

The California State University (CSU) and participating California Community Colleges use the CAASPP ELA and mathematics assessments to determine Bella's 2017 EAP status. The CAASPP achievement levels for ELA and mathematics shown on the front of this report can be used to provide an early indicator of Bella's readiness for college-level coursework, as described:

- **Standard Exceeded:** Ready for English and/or mathematics college-level coursework.
- **Standard Met:** Conditionally Ready for English and/or mathematics college-level coursework. Students earning this status can be exempt from the CSU's placement test and Early Start Program by taking an approved course and earning a grade of C or better.
- **Standard Nearly Met:** Not yet demonstrating readiness for English and/or mathematics college-level coursework.
- **Standard Not Met:** Not demonstrating readiness for English and/or mathematics college-level coursework.

Bella should visit the CSU Success Web site at <http://CSUSuccess.org/> for additional information.

California Science Test (CAST) for High School Science

This year, students in high school took part in a pilot of the new California Science Test (CAST). When complete, this new test will measure students' understanding of the new California Next Generation Science Standards (CA NGSS), which encompass the core ideas, concepts, and practices in science and engineering that students should master to be ready for college and a 21st-century career.

The pilot test is meant to evaluate test questions, as well as help students and schools become familiar with the new standards and content. Individual student scores will not be available until the new test is ready for operational use statewide.